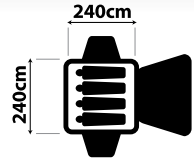


## BLITZ 240

(DTB-240-D)

- Rapid Pitch Blitz frame has the tent erected in seconds!
- Ripstop canvas, aluminium frame with strong steel elbow hubs
- Near vertical walls with generous head and shoulder room
- Taped fly seams
- Roof vents
- Gusset windows

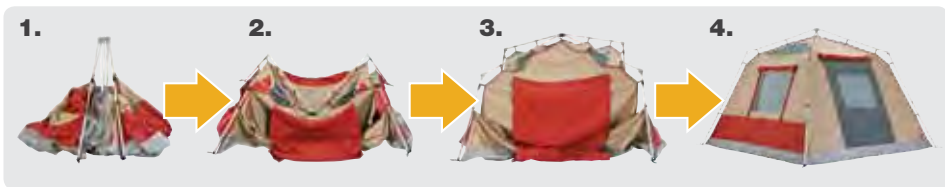
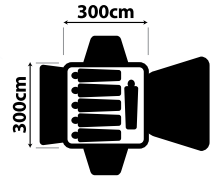
-  **21kg**
-  **200cm**
-  **123x35x35cm**



## BLITZ 300

(DTB-300-D)

-  **24kg**
-  **205cm**
-  **142x41x41cm**



Name	Dimensions	CTN Qty	Frame Type	Price	Barcode
Blitz 240	240x240x200cm	1	Blitz		9320531025176
Blitz 300	300x300x205cm	1	Blitz		9320531023622