



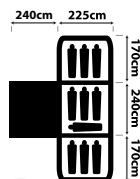


CHATEAU 10

(CTC-CH10-C)

 **70kg** |  **220cm** |  **Tent: 120 x 35 x 35cm** |  **Poles: 120 x 28cm**

- Two huge private bedrooms with a central living area
- 340gsm SatProof™ 600+ ripstop canvas
- Removable dividing walls with organiser

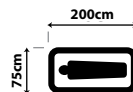


BIKER SWAG

(CSW-BIK-D)

- Tough and reliable 230gsm SatProof™ 600+ ripstop canvas
- Full size two pole dome style construction with generous height
- High-tensile Durallium™ alloy poles
- Zip top entry for easy access
- No-See-Um mesh panels for total insect protection
- 5cm high density open-cell foam mattress with polycotton sleeping surface
- Compact carry size

 **4.0kg** |  **60cm** |  **50 x 30cm**



Name	Dimensions	CTN Qty	Frame Type	Price	Barcode
Chateau 10	580x225x220cm	1	Cabin		9320531023950
Biker Swag	75x200cm	1	Dome		9320531021406